



IICAPS PROVIDER WORKGROUP

Provider Analysis
and Reporting
Measures

3/2/15

CURRENT PAR PROGRAMS

- **Enhanced Care Clinics**
- **Pediatric Psychiatric Inpatient Hospitals**
- **Adult Psychiatric Inpatient Hospitals**
- **Psychiatric Residential Treatment Facilities (PRTFs)**
- **Home Health Care**
- **Therapeutic Group Homes**

GOALS FOR 2015

Work with IICAPS Providers, Yale, and State Partners to:

- **Initiate an IICAPS Provider Analysis and Reporting (PARS) program**
- **Establish benchmarks and monitor performance on key indicators**
- **Enhance collaboration among the IICAPS providers**
- **Identify Best Practice**
- **Periodically update the provider profile to incorporate important measures identified through this program**

MEASURES INCLUDED IN PROFILE

■ Connect to Care

- Claims based
- % of Youth discharged from IICAPS with community-based care within 7 and 14 days

■ Inpatient Hospitalizations

- Claims based
- % of youth discharged from IICAPS without Inpatient BH admission within 60 days

■ Medication Follow-up

- Pharmacy claims based
- % of youth on a Psychotropic medication during the final 30/45 (?) days of IICAPS treatment who refilled a prescription within 45 days of discharge

CONNECT TO CARE (7 DAYS)

Method & Display

■ Methodology:

- All youth discharged during 6 month measurement period
- Continued eligibility
- Not hospitalized or transferred to inpatient or residential treatment

■ Connections to Care include:

- Outpatient
- Intensive Outpatient
- Extended Day Treatment
- Partial Hospital Program
- Home-Based Services
- Medication Management

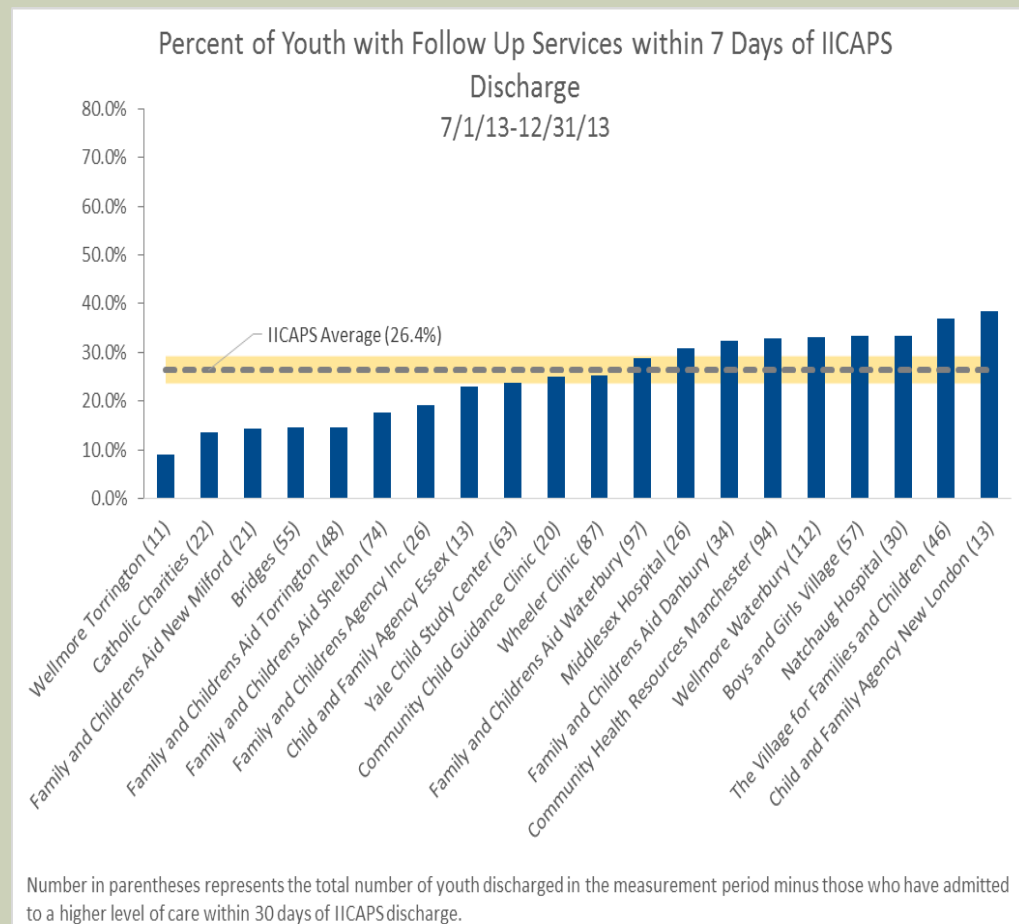
■ Number of discharges in parentheses following name of provider

■ Each Bar represents a provider site

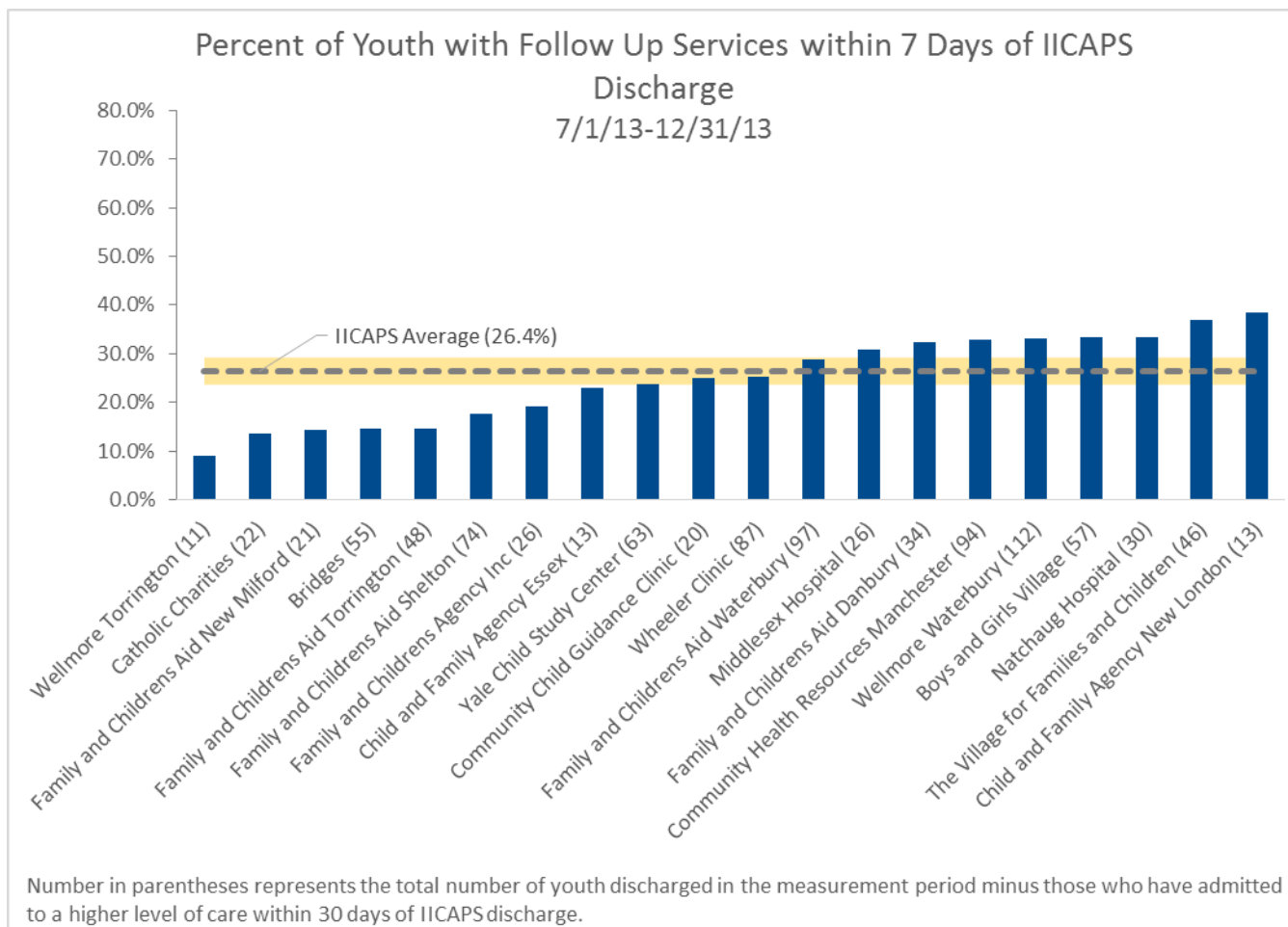
■ Dotted Line – Mean

■ Yellow Shaded area - Standard Error of Measurement

SAMPLE

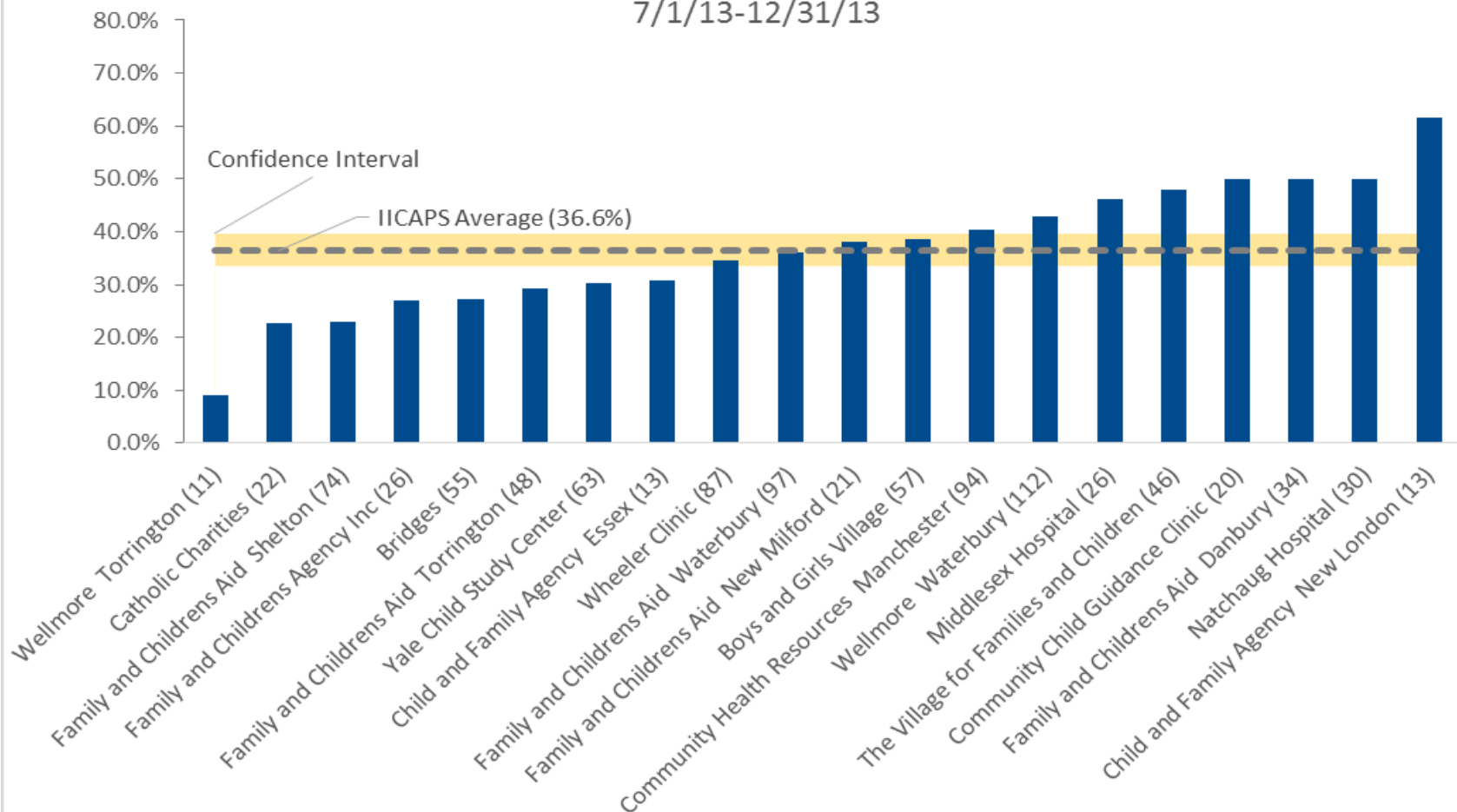


CONNECT TO CARE (7 DAYS)



CONNECT TO CARE (14 DAYS)

Percent of Youth with Follow Up Services within 14 Days of IICAPS Discharge
7/1/13-12/31/13



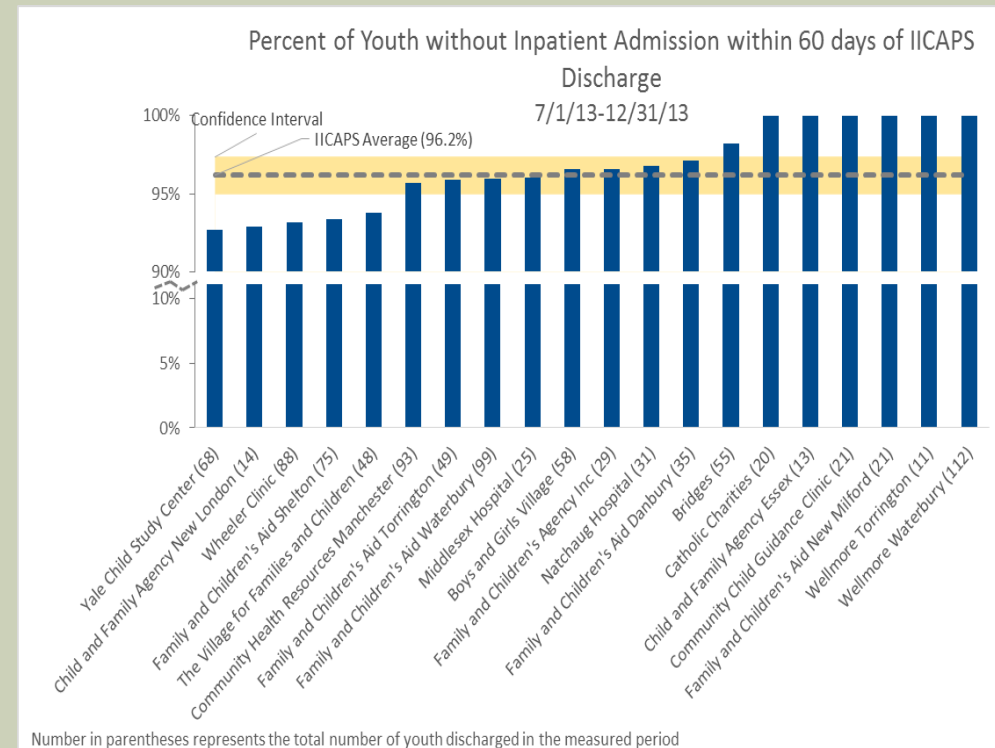
Number in parentheses represents the total number of youth discharged in the measurement period minus those who have admitted to a higher level of care within 30 days of IICAPS discharge.

PERCENT OF YOUTH WITHOUT INPATIENT ADMISSIONS WITHIN 60 DAYS OF IICAPS DISCHARGE

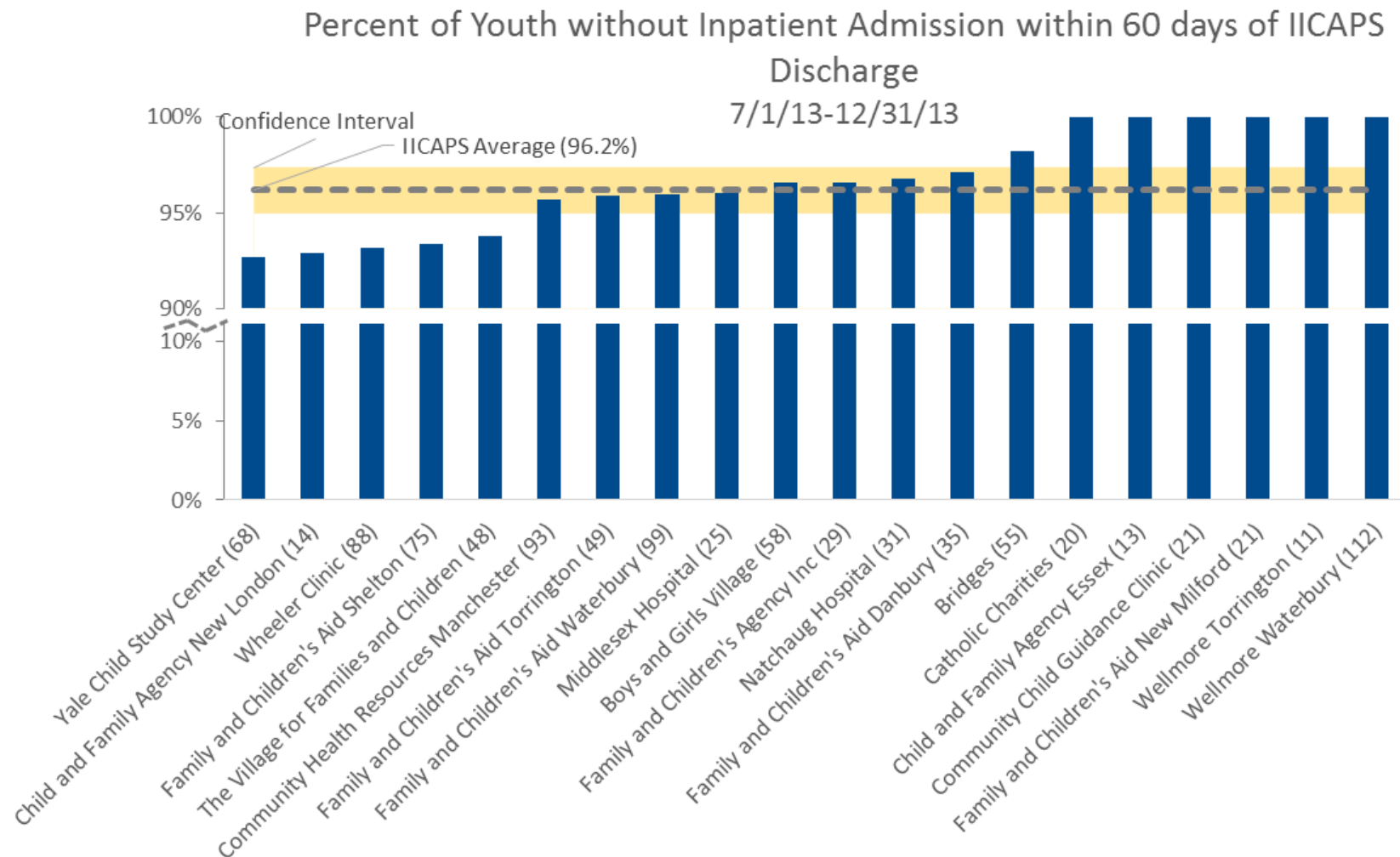
Method & Display

- **Methodology:**
 - All youth discharged during 6 month measurement period
 - Continued eligibility
- **Inpatient Admissions include:**
 - Acute Care Hospital
 - Solnit
- Each bar represents a provider site
- Number of eligible discharges in parentheses after name of provider
- Dotted Line – Mean
- Yellow Shaded area – Standard Error of Measurement

Sample



PERCENT OF YOUTH WITHOUT INPATIENT ADMISSIONS WITHIN 60 DAYS OF IICAPS DISCHARGE



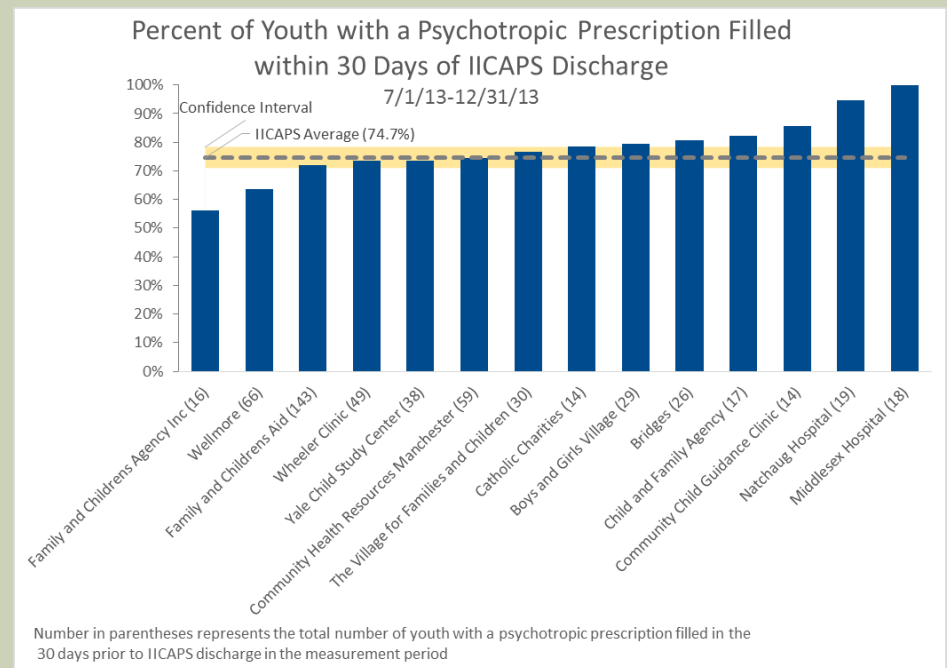
Number in parentheses represents the total number of youth discharged in the measured period

PSYCHOTROPIC MEDICATION REFILL W/IN 45 DAYS

Method & Display

- **Methodology:**
 - All youth who filled a script for a psychotropic med during 30/45 (?) days prior to discharge from IICAPS treatment
 - Continued eligibility
- **Med categories include:**
 - Antianxiety
 - Anti psychotic
 - ADHD med
 - Antidepressant
 - Mood Stabilizers
- **Measure is the % of eligible discharges that had at least one (1) refill w/i 45 days of discharge from IICAPS**
- **Each bar represents a provider site**
- **Dotted Line – Mean**
- **Yellow Shaded area – Standard Error of Measurement**

SAMPLE



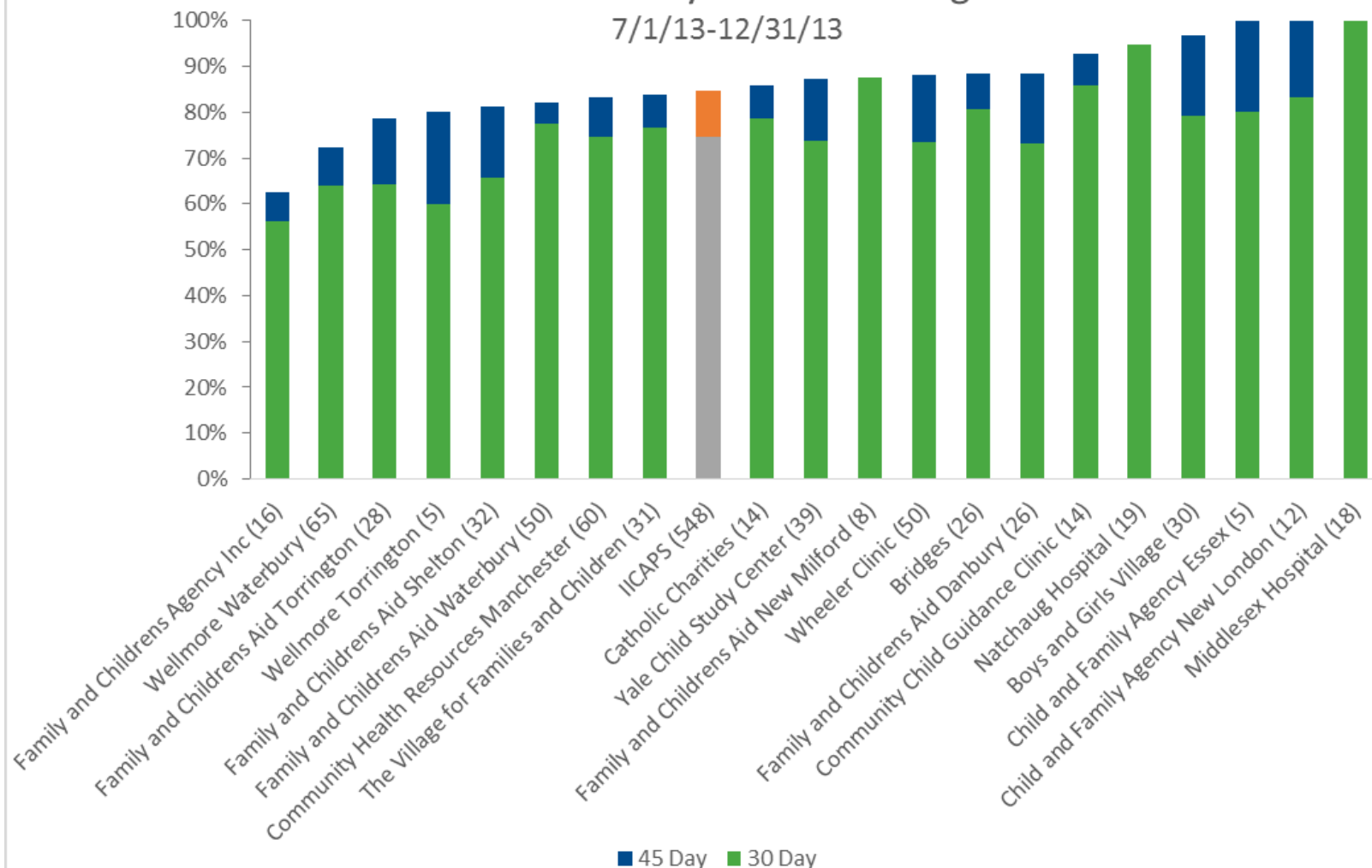
% OF IICAPS YOUTH ON PSYCHOTROPIC MEDS

IICAPS AGENCY		Psychotropic Script filled w/i 30 Days before d/c		Psychotropic Script filled w/i 45 days before d/c	
		# with Script filled w/i 30 days	% on meds	# with Script filled w/i 45 days	% on meds
IICAPS AGENCY	Discharges				
Yale	68	38	55.88%	43	63.24%
Wheeler	88	49	55.68%	54	61.36%
Village for Family & Children	48	30	62.50%	34	70.83%
CHR Manchester	93	59	63.44%	69	74.19%
Family & Children's Aid	279	143	51.25%	157	56.27%
Middlesex Hosp	25	18	72.00%	20	80.00%
Child & Family Agency	27	17	62.96%	19	70.37%
Boys and Girls	58	29	50.00%	34	58.62%
Family & Children's Agency	27	16	59.26%	19	70.37%
Natchaug Hosp	31	19	61.29%	24	77.42%
Bridges	55	26	47.27%	31	56.36%
Catholic Charities	20	14	70.00%	15	75.00%
Community Child Guidance	21	14	66.67%	16	76.19%
Wellmore	123	66	53.66%	83	67.48%
Statewide Average	963	538	55.87%	618	64.17%

PSYCHOTROPIC MEDS REFILLED

Percent of Youth with a Psychotropic Prescription Filled
within 45 Days Post Discharge

7/1/13-12/31/13



Number in parentheses represents the total number of youth with a psychotropic prescription filled in the 30 days prior to IICAPS discharge in the measurement period.

OTHER QUESTIONS/FEEDBACK

